

Torneamento Externo

External Toolholders

Torneado Externo

- Chave de Códigos
- Designation System
- Clave de Códigos

DHR_{XL}

Ferramentas Técnicas e Com. Ltda.

FERRAMENTAS DE CORTE E EQUIPAMENTOS

Fone: (41) 3022-1919

Fax: (41) 3275-0853

thr.ferramentas@gmail.com

www.thrferramentas.com.br

- Sistema de Fixação
- Clamping System
- Sistema de Sujeción

3

- Suporte Externo
- External Toolholders
- Portaherramientas Externo

4-25

Torneamento Interno

Internal Toolholders

Torneado Interno

- Chave de Códigos
- Designation System
- Clave de Códigos

1-2

- Suporte Interno
- Internal Toolholders
- Portaherramientas Interno

3-13

Ferramentas para Fresamento

Milling Cutters

Herramientas para Fresado

- Chave de Códigos
- Designation System
- Clave de Códigos

1

- Ferramentas para Fresamento
- Milling Cutters
- Herramientas para Fresado

2-12

M
1

T
2

J
3

N
4

R
5

1	Sistema de Fixação / Clamping System	Sistema de Sujeción	
	<ul style="list-style-type: none"> Fixação por Alanca / Lever Lock Type Sujección por Palanca 	<ul style="list-style-type: none"> Fixação por Parafuso / Screw Clamp Type Fijación por Tornillo 	
P		S	
	<ul style="list-style-type: none"> Fixação por Cunha-Grampo / Wedge Clamp Type Sujección por Brida cunha 	<ul style="list-style-type: none"> Fixação por Grampo / Top Clamp Type Sujección por Brida Superior 	
M		C	

2	Formato do Inserto / Insert Shape	Forma de Plaqueta	
	W	S	T
	C	D	E
	K	V	R

3	Ângulo de Ataque / Approach Angle	Tipo de Portaplaquetas						
	Símbolo / Symbol / Símbolo	Formato / Shape / Formato	Símbolo / Symbol / Símbolo	Formato / Shape / Formato	Símbolo / Symbol / Símbolo	Formato / Shape / Formato		
A		90°	J		93°	S		45°
B		75°	K		75°	T		60°
D		45°	L		95°	U		93°
E		60°	M		50°	V		72,5°
F		90°	N		63°	W		60°
G		90°	R		75°			

20
6

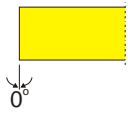
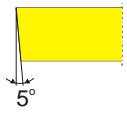
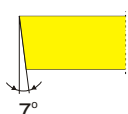
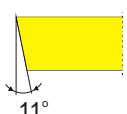
20
7

K
8

16
9


4

- **Ângulo de Folga**
- **Insert Clearance Angle**
- **Angulo de Incidencia**

N	B
	
C	P
	

6

- **Altura da haste**
- **Shank Height**
- **Altura**




■ Números de um dígito devem ser precedidos de 0. Ex.: h=8mm, indicado como 08.

■ Integers to be preceded by 0. E.g.: h=8mm indicated by 08.

■ Los números de una sola cifra deben ir precedidos de 0, por ej. h=8 indicado como 08.

8

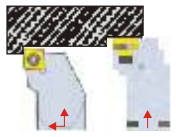
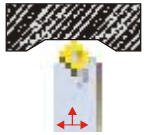
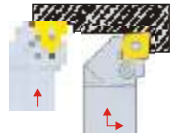
- **Comprimento da Ferramenta**
- **Tool Length**
- **Longitud de la herramienta**



l (mm)	Símbolo	l (mm)	Símbolo
32	A	160	N
40	B	170	P
50	C	180	Q
60	D	200	R
70	E	250	S
80	F	300	T
90	G	350	U
100	H	400	V
110	J	450	W
125	K	500	Y
140	L	Specia	X
150	M		


5

- **Sentido da Ferramenta**
- **Hand of Tool**
- **Sentido de la herramienta**

R

N

L


7

- **Largura da haste**
- **Shank Width**
- **Anchura del mango**



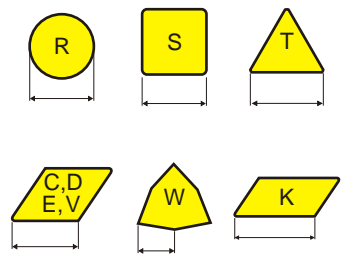
■ Números de um dígito devem ser precedidos de 0. Ex.: h=8mm, indicado como 08.

■ Integers to be preceded by 0. E.g.: h=8mm indicated by 08.

■ Los números de una sola cifra deben ir precedidos de 0, por ej. h=8 indicado como 08.

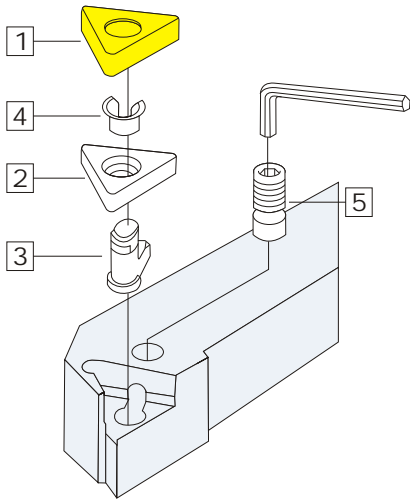
9

- **Comprimento da aresta de corte**
- **Cutting Edge Length**
- **Longitud de arista de corte**



P

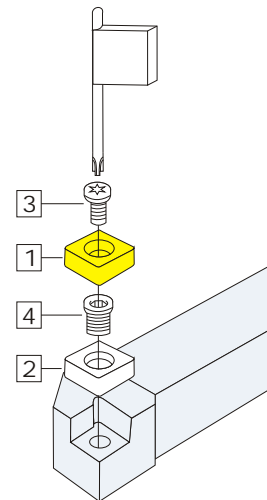
■ Fixação por Alavanca ■ Lever Lock Type
■ Sujeción por Palanca



	■	■	■
1	Inserto	Insert	Plaquita
2	Calço	Shim	Placa de Apoyo
3	Alavanca	Lever	Palanca
4	Rebite Elástico	Shim Pin	Pasador de Placa de Apoyo
5	Parafuso	Pin Screw	Tornillo

S

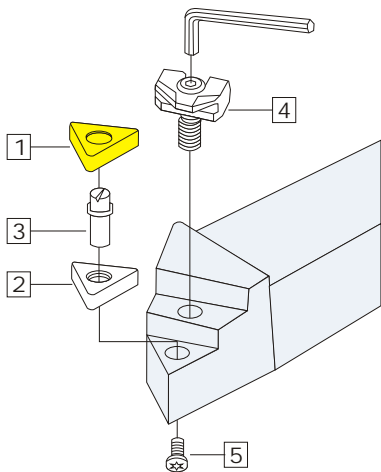
■ Fixação por Parafuso ■ Screw Clamp Type
■ Sujeción por Tornillo



	■	■	■
1	Inserto	Insert	Plaquita
2	Calço	Shim	Placa de Apoyo
3	Parafuso	Pin Screw	Tornillo
4	Parafuso do Calço	Shim Screw	Tornillo de Placa de Apoyo

M

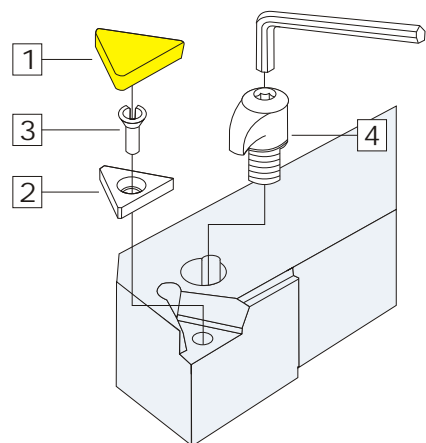
■ Fixação por Cunha-Grampo ■ Wedge Clamp Type
■ Sujeción por Brida Cuña



	■	■	■
1	Inserto	Insert	Plaquita
2	Calço	Shim	Placa de Apoyo
3	Pino	Pin	Pasador
4	Cjt. Grampo	Wedge Set	Juego de Brida
5	Parafuso	Pin Screw	Tornillo

C

■ Fixação por Grampo ■ Top Clamp Type
■ Sujeción por Brida Superior

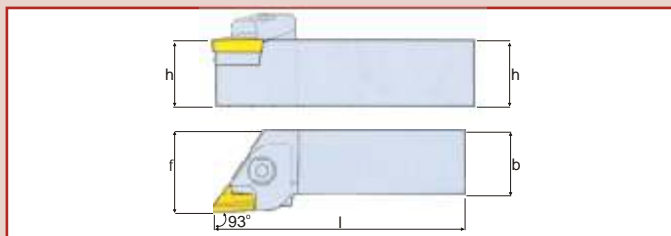
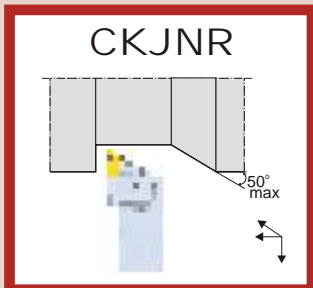

































	■	■	■
1	Inserto	Insert	Plaquita
2	Calço	Shim	Placa de Apoyo
3	Rebite Elástico	Shim Pin	Pasador de Placa de Apoyo
4	Cjt. Grampo	Wedge Set	Juego de Brida

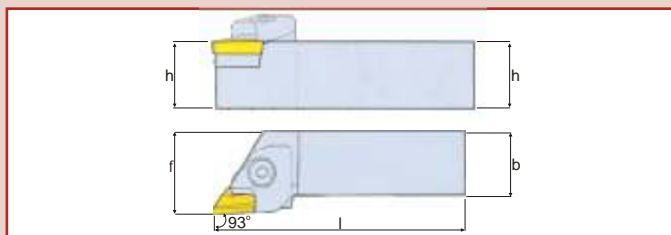
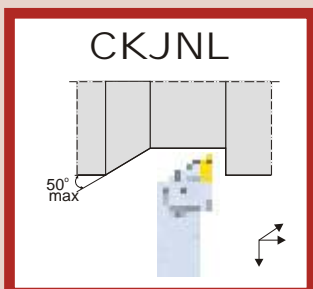
 Fixação por Grampo






























 Top Clamp Type

 Sujeción por Brida Superior



 Código  Code  Código	 Dimensão (mm)  Dimension  Dimensiones				 Inserto  Insert  Plaquita	 Componentes		 Components		 Accesorios	
	h	b	l	f		 Grampo R  Wedge R  Brida R	 Parafuso  Screw  Tornillo	 Chave  Wrench  Llave	 Mola  Spring  Resorte	 Calço R  Shim Right  Pl. Apoyo R	 Rebite  Shim Pin  Pasador
											
CKJNR 2020 K16	20	20	125	28,7	KN__16	170.5-824	170.5-865	Allen 4,0	170.5-848	170.5-851	174.1-866
CKJNR 2525 M16	25	25	150	32							
CKJNR 3225 P16	32	25	170	32							
CKJNR 4025 R16	40	25	200	32							

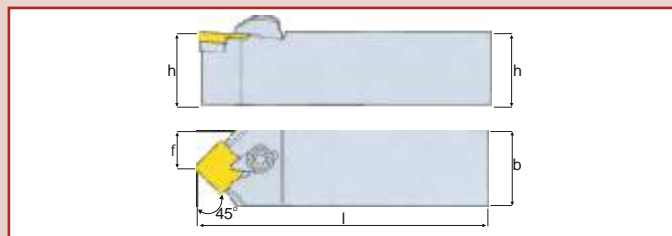
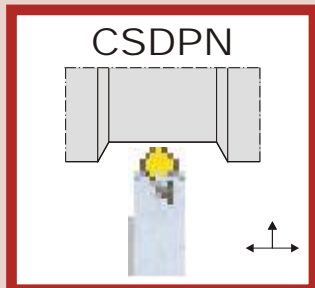






































 Código  Code  Código	 Dimensão (mm)  Dimension  Dimensiones				 Inserto  Insert  Plaquita	 Componentes		 Components		 Accesorios	
	h	b	l	f		 Grampo L  Wedge L  Brida L	 Parafuso  Screw  Tornillo	 Chave  Wrench  Llave	 Mola  Spring  Resorte	 Calço L  Shim Left  Pl. Apoyo L	 Rebite  Shim Pin  Pasador
											
CKJNL 2020 K16	20	20	125	28,7	KN__16	170.5-825	170.5-865	Allen 4,0	170.5-848	170.5-850	174.1-866
CKJNL 2525 M16	25	25	150	32							
CKJNL 3225 P16	32	25	170	32							
CKJNL 4025 R16	40	25	200	32							

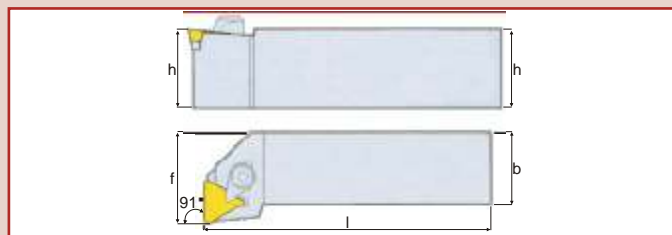
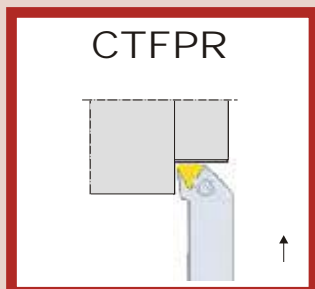
 Fixação por Grampo













































 Top Clamp Type

 Sujeción por Brida Superior



 Código  Code  Código	 Dimensão (mm)				 Inserto  Insert  Plaquita	 Componentes		 Components		 Accesorios			
	 Dimension					 Cj. Grampo  Wedge Set  Jg de Brida		 Chave  Wrench  Llave		 Calço  Shim  Placa de Apoio		 Rebite  Shim Pin  Pasador	
	 Dimensiones					 h	 b	 l	 f				
CSDPN 2020 K12	20	20	125	10,3	SP__12			Allen 3,0		174.2-850		174.1-865	
CSDPN 2525 M12	25	25	150	12,8									

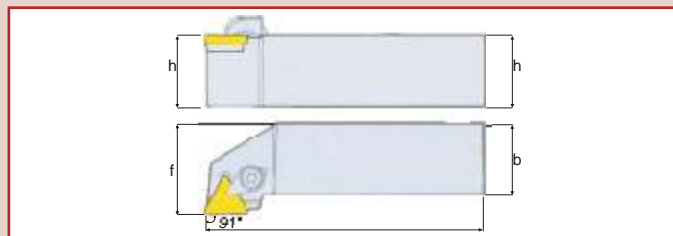
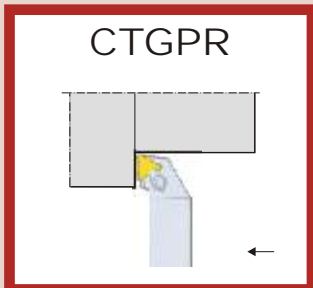




























 Código  Code  Código	 Dimensão (mm)				 Inserto  Insert  Plaquita	 Componentes		 Components		 Accesorios			
	 Dimension					 Cj. Grampo  Wedge Set  Jg de Brida		 Chave  Wrench  Llave		 Calço  Shim  Placa de Apoio		 Rebite  Shim Pin  Pasador	
	 Dimensiones					 h	 b	 l	 f				
CTFPR/L 0808 D09	8	8	60	10	TP__09			Allen 1,5		-		-	
CTFPR/L 1010 E09	10	10	70	12									
CTFPR/L 1212 F11	12	12	80	16	TP__11			Allen 2,5		-		-	
CTFPR/L 1616 H11	16	16	100	20									
CTFPR/L 2020 K11	20	20	125	25	TP__16			Allen 3,0		175.2-850		174.1-865	
CTFPR/L 2020 K16	20	20	125	25									
CTFPR/L 2525 M16	25	25	150	32									

 Fixação por Grampo

 Top Clamp Type

 Sujeción por Brida Superior



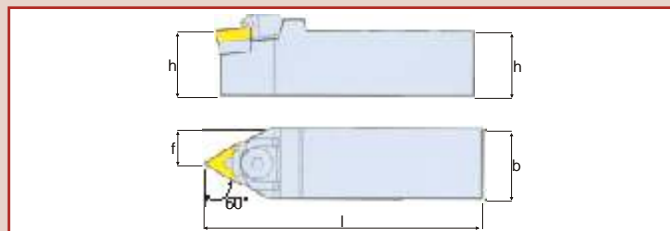
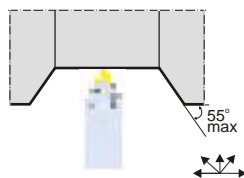
 Código  Code  Código	 Dimensão (mm)				 Inserto  Insert  Plaquita	 Componentes		 Components		 Accesorios			
	 Dimension					 Cj. Grampo		 Chave		 Calço		 Rebite	
	 Dimensiones					 Wedge Set		 Wrench		 Shim		 Shim Pin	
	h	b	l	f						 Pasador			
CTGPR/L 0808 D09	8	8	60	10	TP__09	172.9-825-1	Allen 1,5	-	-				
CTGPR/L 1010 E09	10	10	70	12									
CTGPR/L 1212 F11	12	12	80	16									
CTGPR/L 1616 H11	16	16	100	20	TP__11	174.9-830-2	Allen 2,5	-	-				
CTGPR/L 2020 K11	20	20	125	25									
CTGPR/L 2020 K16	20	20	125	25	TP__16	174.9-832-2	Allen 3,0	175.2-850	174.1-865				
CTGPR/L 2525 M16	25	25	150	32									

Fixação por Cunha-Grampo

Wedge Clamp Type

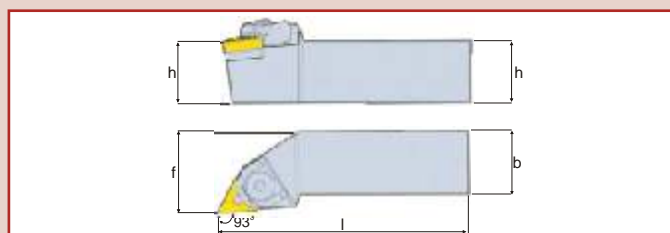
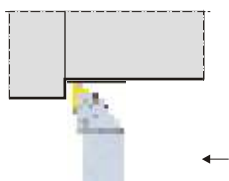
Sujeción por Brida Cuña

MTENN



Código Code Código	Dimensão (mm) Dimension Dimensiones				Inseto Insert Plaquita	Componentes		Components		Accesorios	
	h	b	l	f		Cj. Grampo Wedge Set Jg de Brida	Chave Wrench Llave	Calço Shim Placa de Apoio	Pino Pin Pasador	Parafuso Screw Tornillo	
						TN__22	170.38-821-1	Allen 3,0	170.3-855	181.38-840	3212.010-255
MTENN 2525 M22	25	25	150	13							
MTENN 3225 P22	32	25	170	13							
MTENN 3232 P22	32	32	170	16,5							

MTJNR

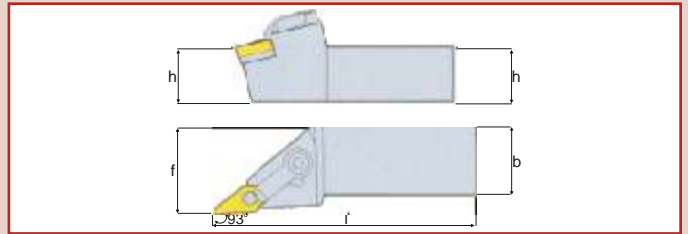
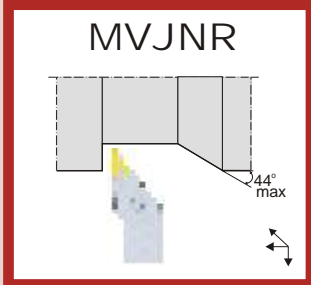






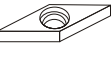



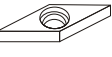
Código Code Código	Dimensão (mm) Dimension Dimensiones				Inseto Insert Plaquita	Componentes		Components		Accesorios	
	h	b	l	f		Cj. Grampo Wedge Set Jg de Brida	Chave Wrench Llave	Calço Shim Placa de Apoio	Pino Pin Pasador	Parafuso Screw Tornillo	
						TN__16	170.38-820-1	Allen 2,5	170.3-852	5313.021-02	3212.010-206
MTJNR/L 2020K16	20	20	125	25							
MTJNR/L 2525 M16	25	25	150	32							
MTJNR/L 3225 P16	32	25	170	32							
MTJNR/L 2525 M22	25	25	150	32							
MTJNR/L 3225 P22	32	32	170	32							

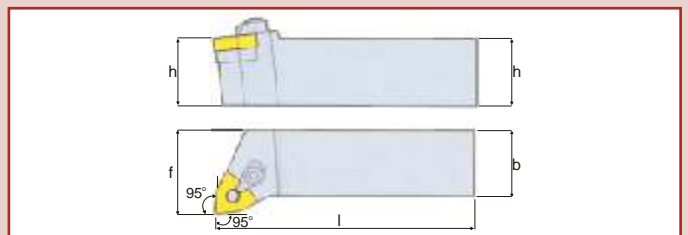
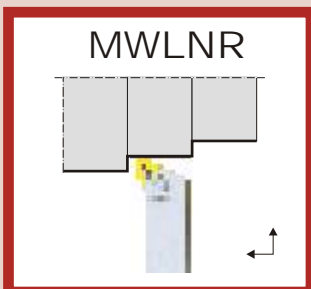
 Fixação por Cunha-Grampo















 Wedge Clamp Type

 Sujeción por Brida Cuña



■ Código ■ Code ■ Código	■ Dimensão (mm) ■ Dimension ■ Dimensiones				■ Inserto ■ Insert ■ Plaquita	■ Componentes ■ Components		■ Accesorios		
	h	b	l	f		■ Grampo ■ Clamp Set ■ Jg de Brida	■ Parafuso ■ Screw ■ Tornillo	■ Chave ■ Wrench ■ Llave	■ Pino ■ Pin ■ Pasador	■ Calço ■ Shim ■ Placa de Apoyo
										
MVJNR/L 2020 K16	20	20	125	25	VN__16			Allen 4,0		
MVJNR/L 2525 M16	25	25	150	32						
MVJNR/L 3225 P16	32	25	170	32						



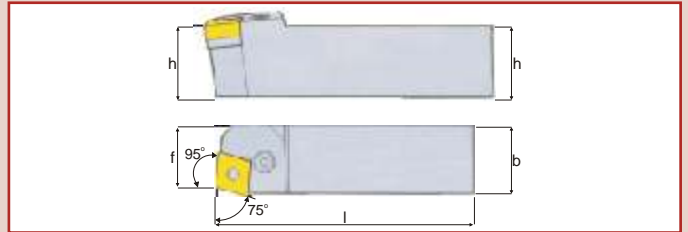
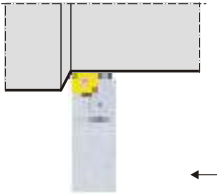
■ Código ■ Code ■ Código	■ Dimensão (mm) ■ Dimension ■ Dimensiones				■ Inserto ■ Insert ■ Plaquita	■ Componentes ■ Components		■ Accesorios		
	h	b	l	f		■ Cj. Grampo ■ Wedge Set ■ Jg de Brida	■ Chave ■ Wrench ■ Llave	■ Calço ■ Shim ■ Placa de Apoyo	■ Pino ■ Pin ■ Pasador	■ Parafuso ■ Screw ■ Tornillo
										
MWLNR/L 2020 K06	20	20	125	25	WN__06					
MWLNR/L 2525 M06	25	25	150	32						
MWLNR/L 2020 K08	20	20	125	27	WN__08					
MWLNR/L 2525 M08	25	25	150	32						
MWLNR/L 3225 P08	32	32	170	32						

Fixação por Alavanca

Lever Lock Type

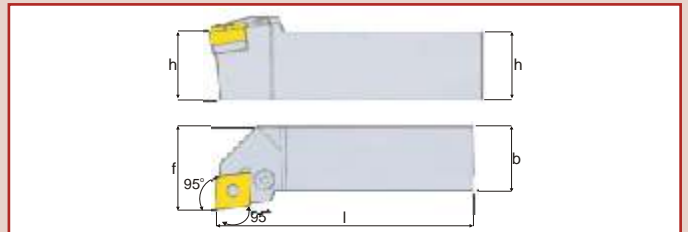
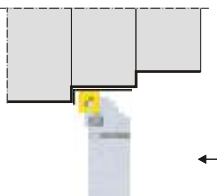
Sujeción por Palanca

PCBNR



Código Code Código	Dimensão (mm) Dimension Dimensiones				Inserto Insert Plaquita	Componentes Components Accesorios				
	h	b	l	f		Alavanca Lever Palanca	Parafuso Screw Tornillo	Chave Key Llave	Calço Shim Placa de Apoyo	Rebite Shim Pin Pasador
						80°				
PCBNR/L 2525 M12	25	25	150	22	CN_1204	174.3-841M	174.3-821	Allen 3,0	171.31-850M	174.3-861
PCBNR/L 2525 M16	25	25	150	22	CN_1606	438.3-840	438.3-831	Allen 3,0	171.31-852	174.3-864
PCBNR/L 3225 P16	32	25	170	22						
PCBNR/L 3232 P19	32	32	170	27	CN_1906	174.3-842M	174.3-822M	Allen 4,0	171.31-851	174.3-862
PCBNR/L 4040 S19	40	40	250	35						

PCLNR



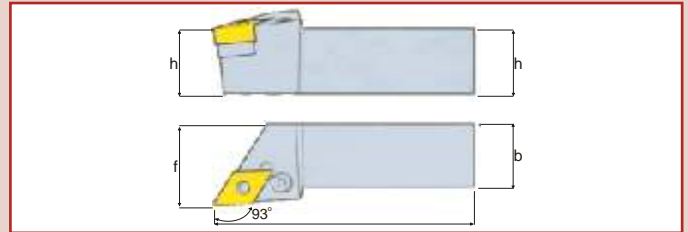
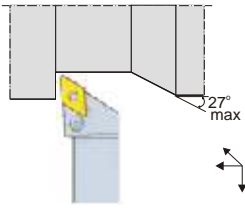
Código Code Código	Dimensão (mm) Dimension Dimensiones				Inserto Insert Plaquita	Componentes Components Accesorios				
	h	b	l	f		Alavanca Lever Palanca	Parafuso Screw Tornillo	Chave Wrench Llave	Calço Shim Placa de Apoyo	Rebite Shim Pin Pasador
						80°				
PCLNR/L 1616 H09	16	16	100	20						
PCLNR/L 2020 K09	20	20	125	25	CN_0903	174.3.840M	174.3-820M	Allen 2,5	5322.230-02	174.3-863
PCLNR/L 2525 M09	25	25	150	32						
PCLNR/L 1616 H12	16	16	100	20						
PCLNR/L 2020 K12	20	20	125	25						
PCLNR/L 2525 M12	25	25	150	32	CN_1204	174.3.841M	174.3-821	Allen 3,0	171.31-850M	174.3-861
PCLNR/L 3225 P12	32	25	170	32						
PCLNR/L 2525 M16	25	25	150	32						
PCLNR/L 3225 P16	32	25	170	32	CN_1606	438.3-840	438.3-831	Allen 3,0	171.31-852	174.3-864
PCLNR/L 3232 P16	32	32	170	40						
PCLNR/L 2525 M19	25	25	150	32						
PCLNR/L 3225 P19	32	25	170	32	CN_1906	174.3.842M	174.3-822M	Allen 4,0	171.31-851M	174.3-862
PCLNR/L 3232 P19	32	32	170	40						
PCLNR/L 4040 S19	40	40	250	50						
PCLNR/L 4040 S25	40	40	250	50						
PCLNR/L 5050 T25	50	50	300	60	CN_2509	174.3-844M	174.3-827	Allen 5,0	5322.230-01	174.3-865





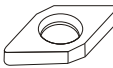




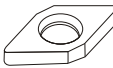




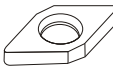

 Fixação por Alavanca

 Lever Lock Type

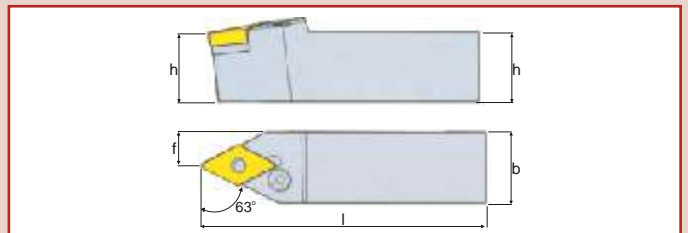
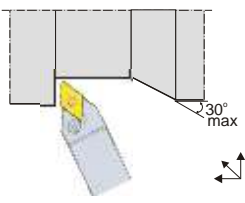
 Sujeción por Palanca

PDJNR



■ Código ■ Code ■ Código	■ Dimensão (mm)				■ Inserto ■ Insert ■ Plaqueta	■ Componentes		■ Components		■ Accesorios	
	■ Dimension					■ Alavanca		■ Parafuso		■ Rebite	
	■ Dimensiones					■ Lever		■ Screw		■ Shim Pin	
	h	b	l	f							
PDJNR/L 1616 H11	16	16	100	20	DN_1104__						
PDJNR/L 2020 K11	20	20	125	25							
PDJNR/L 2525 M11	25	25	150	32							
PDJNR/L 3225 P11	32	25	170	32							
PDJNR/L 2020 K15	20	20	125	25	DN_1506__						
PDJNR/L 2525 M15	25	25	150	32							
PDJNR/L 3225 P15	32	25	170	32							
PDJNR/L 3232 P15	32	32	170	40							

PDNNR

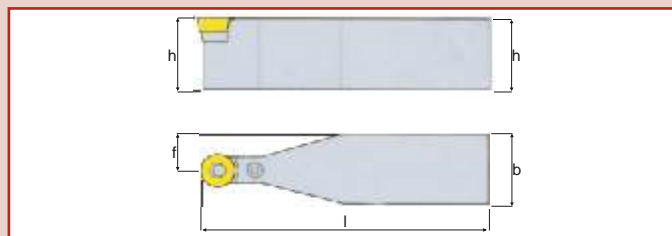
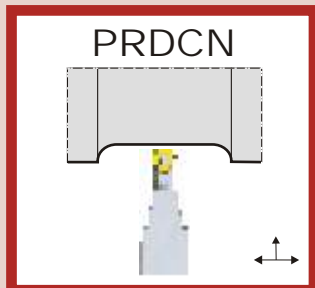








■ Código ■ Code ■ Código	■ Dimensão (mm)				■ Inserto ■ Insert ■ Plaqueta	■ Componentes		■ Components		■ Accesorios	
	■ Dimension					■ Alavanca		■ Parafuso		■ Rebite	
	■ Dimensiones					■ Lever		■ Screw		■ Shim Pin	
	h	b	l	f							
PDNNR/L 2020 K15	20	20	125	10,5	DN_1506__						
PDNNR/L 2525 M15	25	25	150	13							
PDNNR/L 3225 P15	32	25	170	13							
PDNNR/L 3232 P15	32	32	170	16,8							

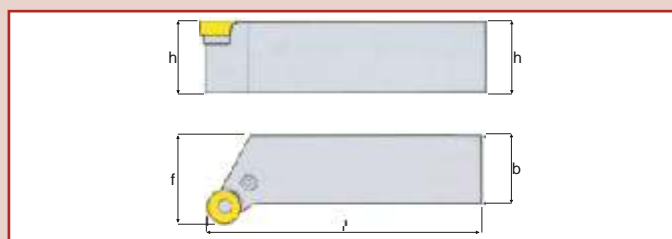
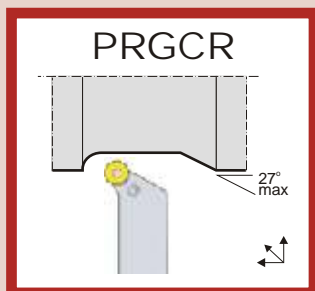
 Fixação por Alavanca






 Lever Lock Type

 Sujeción por Palanca



■ Código ■ Code ■ Código	■ Dimensão (mm)				■ Inserto ■ Insert ■ Plaqueta	■ Componentes		■ Components		■ Accesorios	
	■ Dimension					■ Alavanca	■ Parafuso	■ Chave	■ Calço	■ Rebite	
	■ Dimensiones					■ Lever	■ Screw	■ Key	■ Shim	■ Shim Pin	
■ Código	h	b	l	f							
PRDCN 2020-10	20	20	150	15,0	RC__10	176.39-840	174.3-834	Allen 2,0	176.39-850	174.3-863	
PRDCN 2525-12	25	25	150	18,5	RC__12	5432 005-01	174.3-820-M	Allen 2,5	176.39-851	174.3-863	
PRDCN 3225-12	32	25	180	18,5							
PRDCN 3225-16	32	25	180	20,5	RC__16	176.39-842	174.3-833	Allen 2,5	176.39-852	174.3-867	
PRDCN 3232-20	32	32	180	26,0	RC__20	176.39-843	174.3-825	Allen 3,0	176.39-853	174.3-864	
PRDCN 4040-25	40	40	300	32,5	RC__25	176.39-844	174.3-832	Allen 4,0	176.39-854	174.3-862	
PRDCN 5050-32	50	50	350	41,0	RC__32	176.39-845	174.3-827	Allen 5,0	176.39-855	174.3-865	

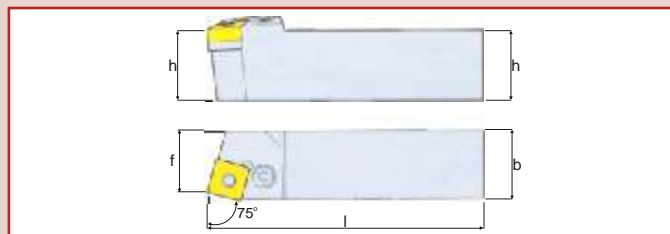
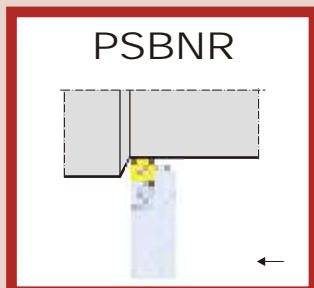








■ Código ■ Code ■ Código	■ Dimensão (mm)				■ Inserto ■ Insert ■ Plaqueta	■ Componentes		■ Components		■ Accesorios	
	■ Dimension					■ Alavanca	■ Parafuso	■ Chave	■ Calço	■ Rebite	
	■ Dimensiones					■ Lever	■ Screw	■ Key	■ Shim	■ Shim Pin	
■ Código	h	b	l	f							
PRGCR/L 2020 K10	20	20	125	25	RC__10	176.39-840	174.3-834	Allen 2,0	179.39-850	174.3-863	
PRGCR/L 2525 M10	25	25	150	32							
PRGCR/L 2020 K12	20	20	125	25	RC__12	5432.005-01	174.3-820M	Allen 2,5	176.39-851	174.3-863	
PRGCR/L 2525 M12	25	25	150	32							
PRGCR/L 3225 P12	32	25	170	32	RC__16	176.39-842	174.3-833	Allen 2,5	176.39-852	174.3-867	
PRGCR/L 2525 M16	25	25	150	32							
PRGCR/L 3225 P16	32	25	170	32	RC__20	176.39-843	174.3-825	Allen 3,0	176.39-853	174.3-864	
PRGCR/L 3232 P20	32	32	170	40							
PRGCR/L 4040 S25	40	40	250	50	RC__25	176.39-844	174.3-832	Allen 4,0	176.39-854	174.3-862	
PRGCR/L 5050 T32	50	50	300	63	RC__32	176.39-845	174.3-827	Allen 5,0	176.39-855	174.3-865	

 Fixação por Alavanca

 Lever Lock Type

 Sujeción por Palanca

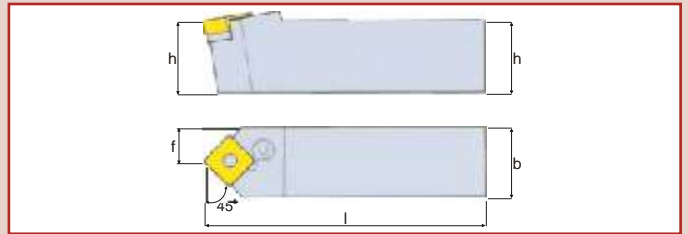
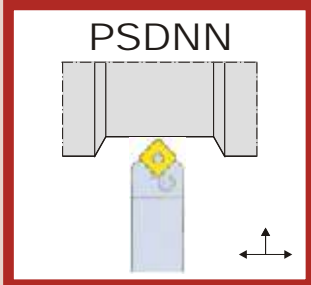






■ Código ■ Code ■ Código	■ Dimensão (mm)				■ Inserto ■ Insert ■ Plaqueta	■ Componentes		■ Components		■ Accesorios	
	■ Dimension					■ Alavanca	■ Parafuso	■ Chave	■ Calço	■ Rebite	
	■ Dimensiones					■ Lever	■ Screw	■ Key	■ Shim	■ Shim Pin	■ Pasador
	h	b	l	f							
PSRNR/L 1212 F09	12	12	80	13	SN__09	174.3-845-1	174.3-829	Allen 2,0	-	-	
PSBNR/L 1616H09	16	16	100	13		174.3-840M	174.3-820M	Allen 2,5	174.3-850	174.3-863	
PSBNR/L 2020K09	20	20	125	17							
PSBNR/L 2525M09	25	25	150	22							
PSBNR/L 2020K12	20	20	125	17	SN__12	174.3-841M	174.3-821M	Allen 3,0	174.3-851M	174.3-861	
PSBNR/L 2525M12	25	25	150	22							
PSBNR/L 3225P12	32	25	170	22	SN__15	438.3-840	438.3-831	Allen 3,0	174.3-857	174.3-864	
PSBNR/L 2525M15	25	25	150	22							
PSBNR/L 3225P15	32	32	170	22	SN__19	174.3-842M	174.3-822M	Allen 4,0	174.3-852M	174.3-862	
PSBNR/L 3232P15	32	32	170	27							
PSBNR/L 4040S19	40	40	250	35	SN__25	174.3-844M	174.3-827	Allen 5,0	174.3-853M	174.3-865	
PSBNR/L 4040S25	40	40	250	35							
PSBNR/L 5050T25	50	50	300	43							

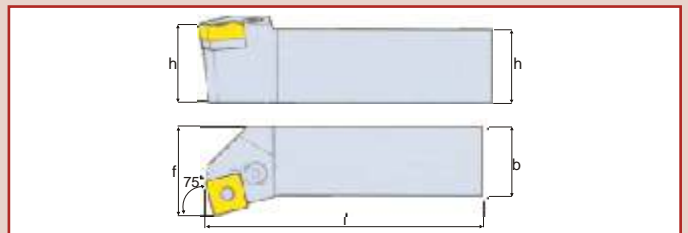
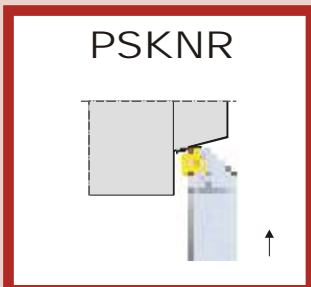
 Fixação por Alavanca

 Lever Lock Type

 Sujeción por Palanca



■ Código ■ Code ■ Código	■ Dimensão (mm) ■ Dimension ■ Dimensiones				■ Inserto ■ Insert ■ Plaqueta	■ Componentes ■ Components ■ Accesorios				
	h	b	l	f		■ Alavanca ■ Parafuso ■ Chave ■ Calço ■ Rebite ■ Lever ■ Screw ■ Key ■ Shim ■ Palanca ■ Tornillo ■ Llave ■ Placa de Apoio ■ Shim Pin ■ Pasador				
										
PSDNN 1010E09	10	10	70	5,3	SN_09					
PSDNN 1212F09	12	12	80	6,3		174.3-845-1	174.3-829	Allen 2,0	-	-
PSDNN 1616H09	16	16	100	8,3		174.3-840M	174.3-820M	Allen 2,5	174.3-850	174.3-863
PSDNN 2020K12	20	20	125	10,3	SN_12					
PSDNN 2525M12	25	25	150	12,8		174.3-841M	174.3-821	Allen 3,0	174.3-851M	174.3-861
PSDNN 3225P12	32	25	170	12,8		174.3-842M	174.3-822M	Allen 4,0	174.3-852M	174.3-862
PSDNN 3225P19	32	25	170	13,0	SN_19					
PSDNN 3232P19	32	32	170	16,5		174.3-842M	174.3-822M	Allen 4,0	174.3-852M	174.3-862
PSDNN 4040S25	40	40	250	21,0		174.3-844M	174.3-827	Allen 5,0	174.3-853M	174.3-865

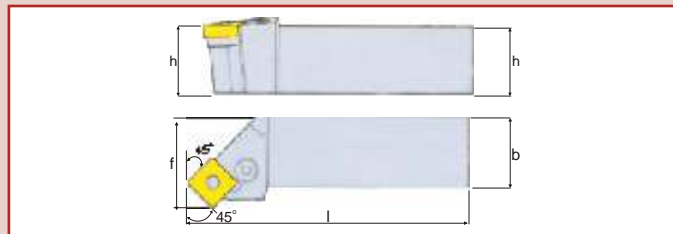
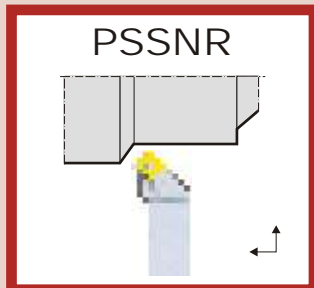



■ Código ■ Code ■ Código	■ Dimensão (mm) ■ Dimension ■ Dimensiones				■ Inserto ■ Insert ■ Plaqueta	■ Componentes ■ Components ■ Accesorios				
	h	b	l	f		■ Alavanca ■ Parafuso ■ Chave ■ Calço ■ Rebite ■ Lever ■ Screw ■ Key ■ Shim ■ Palanca ■ Tornillo ■ Llave ■ Placa de Apoio ■ Shim Pin ■ Pasador				
										
PSKNR/L 1616H09	16	16	100	20	SN_09					
PSKNR/L 2020K09	20	20	125	25		174.3-840M	174.3-820M	Allen 2,5	174.3-850	174.3-863
PSKNR/L 2020K12	20	20	125	25		174.3-841M	174.3-821	Allen 3,0	174.3-851M	174.3-861
PSKNR/L 2525M12	25	25	150	32	SN_12					
PSKNR/L 3225P12	32	25	170	32		438.3-840	438.3-831	Allen 3,0	174.3-857	174.3-864
PSKNR/L 2525M15	25	25	150	32		174.3-842M	174.3-822M	Allen 4,0	174.3-852M	174.3-862
PSKNR/L 3232P19	32	32	170	40	SN_19					
PSKNR/L 4040S19	40	40	250	50		174.3-844M	174.3-827	Allen 5,0	174.3-853M	174.3-865
PSKNR/L 5050T25	50	50	300	60		174.3-844M	174.3-827	Allen 5,0	174.3-853M	174.3-865

 Fixação por Alavanca

 Lever Lock Type

 Sujeción por Palanca

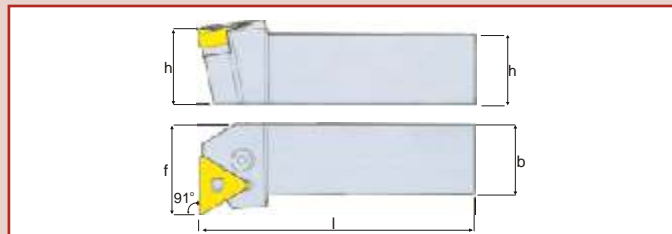
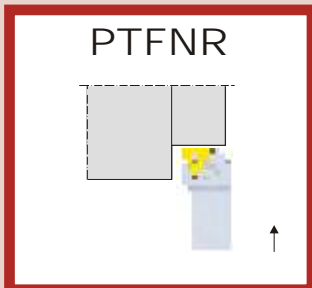






























 Código  Code  Código	 Dimensão (mm)				 Inseto	 Componentes			 Components			 Accesorios				
	 Dimension					 Insert	 Alavanca	 Parafuso	 Chave	 Calço	 Rebite					
	 Dimensiones						 Plaquita	 Lever	 Screw	 Key	 Shim	 Shim Pin				
	h	b	l	f		 Palanca		 Tornillo	 Llave	 Placa de Apoio	 Pasador					
PSSNR/L 1616 H09	16	16	100	20												
PSSNR/L 2020 K09	20	20	125	25							SN__0903	174.3-840M	174.3-820M	Allen 2,5	174.3-850	174.3-863
PSSNR/L 2525 M09	25	25	150	32							SN__1204	174.3-841M	174.3-821	Allen 3,0	174.3-851M	174.3-861
PSSNR/L 2020 K12	20	20	125	25												
PSSNR/L 2525 M12	25	25	150	32												
PSSNR/L 3225 P12	32	25	170	32												
PSSNR/L 2525 M15	25	25	150	32	SN__1506	438.3-840	438.3-831	Allen 3,0	174.3-857	174.3-864						
PSSNR/L 3225 P15	32	25	170	32												
PSSNR/L 3232 P15	32	32	170	40	SN__1906	174.3-842M	174.3-822M	Allen 4,0	174.3-852M	174.3-862						
PSSNR/L 4040 S19	40	40	250	50												
PSSNR/L 4040 S25	40	40	250	50							SN__25	174.3-844M	174.3-827	Allen 5,0	174.3-853M	174.3-865

 Fixação por Alavanca

 Lever Lock Type

 Sujeción por Palanca



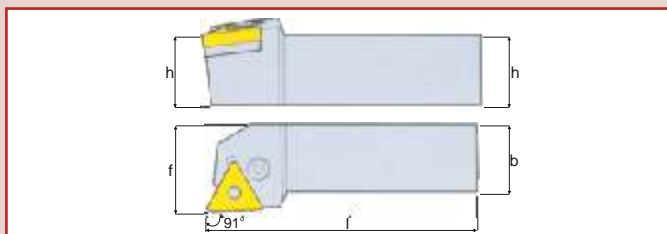
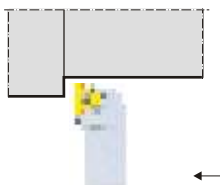
 Código  Code  Código	 Dimensão (mm)  Dimension  Dimensiones				 Inserto  Insert  Plaquita	 Componentes  Components		 Accesorios		
	h	b	l	f		 Alavanca  Lever  Palanca	 Parafuso  Screw  Tornillo	 Chave  Key  Llave	 Calço  Shim  Placa de Apoio	 Rebite  Shim Pin  Pasador
	PTFNR/L 1212F11	12	12	80	16	TN__11	174.3-846-1	174.3-829	Allen 2,0	-
PTFNR/L 1616H16	16	16	100	20	TN__16	174.3-840M	174.3-820M	Allen 2,5	179.3-850M	174.3-860
PTFNR/L 2020K16	20	20	125	25						
PTFNR/L 2525M16	25	25	150	32						
PTFNR/L 2525M22	25	25	150	32	TN__22	174.3-841M	174.3-821	Allen 3,0	179.3-852M	174.3-861
PTFNR/L 3225P22	32	25	170	32						
PTFNR/L 3232P22	32	32	170	40						
PTFNR/L 3232P27	32	32	170	40	TN__27	174.3-843M	174.3-825	Allen 3,0	179.3-854M	174.3-864
PTFNR/L 4040S27	40	40	250	50						
PTFNR/L 4040S33	40	40	250	50						
					TN__33	174.3-842M	174.3-822M	Allen 4,0	179.3-855M	174.3-866



























 Fixação por Alavanca

 Lever Lock Type

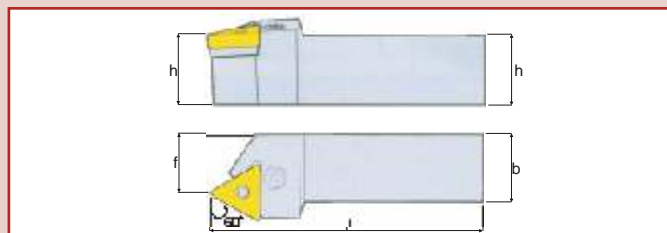
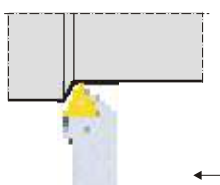
 Sujeción por Palanca






















PTGNR



■ Código ■ Code ■ Código	■ Dimensão (mm)				■ Inseto ■ Insert ■ Plaqueta	■ Componentes		■ Components		■ Accesorios	
	■ Dimension					■ Alavanca ■ Lever ■ Palanca	■ Parafuso ■ Screw ■ Tornillo	■ Chave ■ Key ■ Llave	■ Calço ■ Shim ■ Placa de Apoio	■ Rebite ■ Shim Pin ■ Pasador	
	■ Dimensiones										
	h	b	l	f							
PTGNR/L 1010E11	10	10	70	12	TN_11						
PTGNR/L 1212F11	12	12	80	16							
PTGNR/L 1616H11	16	16	100	20							
PTGNR/L 2020K11	20	20	125	25							
PTGNR/L 2525M11	25	25	150	32							
PTGNR/L 1616H16	16	16	100	20	TN_16						
PTGNR/L 2020K16	20	20	125	25							
PTGNR/L 2525M16	25	25	150	32							
PTGNR/L 3225P16	32	25	170	32							
PTGNR/L 2525M22	25	25	150	32	TN_22						
PTGNR/L 3225P22	32	25	170	32							
PTGNR/L 3232P22	32	32	170	40	TN_27						
PTGNR/L 3232P27	32	32	170	40							
PTGNR/L 4040S27	40	40	250	50							

PTTNR



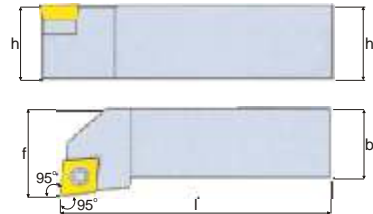
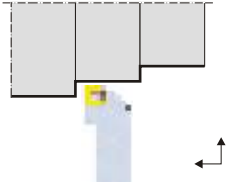
■ Código ■ Code ■ Código	■ Dimensão (mm)				■ Inseto ■ Insert ■ Plaqueta	■ Componentes		■ Components		■ Accesorios	
	■ Dimension					■ Alavanca ■ Lever ■ Palanca	■ Parafuso ■ Screw ■ Tornillo	■ Chave ■ Key ■ Llave	■ Calço ■ Shim ■ Placa de Apoio	■ Rebite ■ Shim Pin ■ Pasador	
	■ Dimensiones										
	h	b	l	f							
PTTNR/L 1010E11	10	10	70	9	TN_11						
PTTNR/L 1212F11	12	12	80	11							
PTTNR/L 1616H16	16	16	100	13	TN_16						
PTTNR/L 2020K16	20	20	125	17							
PTTNR/L 2525M22	25	25	150	22	TN_22						
PTTNR/L 3225P22	32	25	170	22							

 Fixação por Parafuso

 Screw Clamp Type

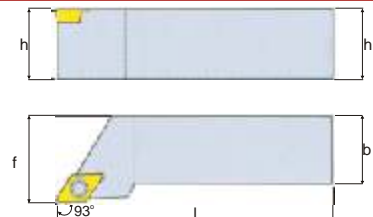
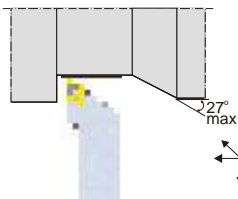
 Sujeción por Tornillo

SCLCR



■ Código ■ Code ■ Código	■ Dimensão (mm) ■ Dimension ■ Dimensiones				■ Inserto ■ Insert ■ Plaqueta	■ Componentes ■ Components		■ Accesorios					
	h	b	l	f		■ Parafuso ■ Screw ■ Tornillo	■ Calço ■ Shim ■ Placa de Apoio	■ Prf. Calço ■ Shim Screw ■ Tnl. Placa de Apoio	■ Chave ■ Key ■ Llave				
SCLCR/L 0808 D06	8	8	60	10	 CC__06	 5513.020-03	 -	 -	 Torx T7				
SCLCR/L 1010 E06	10	10	70	12						 CC__09	 5513.020-10	 -	 -
SCLCR/L 1212 F09	12	12	80	16	 5513.020-01	 5322.232-01	 5512.090-01	 Torx T15					
SCLCR/L 1616 H09	16	16	100	20					 CC__12				
SCLCR/L 2020 K09	20	20	125	25	 5513.020-01	 5322.232-02	 5512.090-03	 Torx T15					
SCLCR/L 2020 K12	20	20	125	25						 5513.020-18	 5322.232-02	 5512.090-03	 Torx T15
SCLCR/L 2525 M12	25	25	150	32									

SDJCR

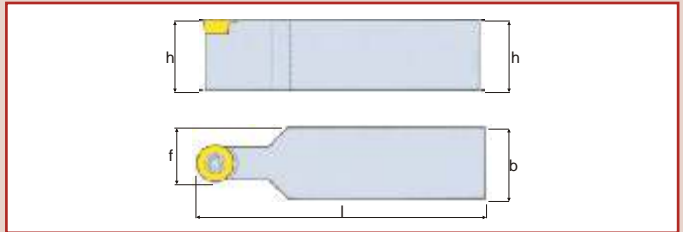
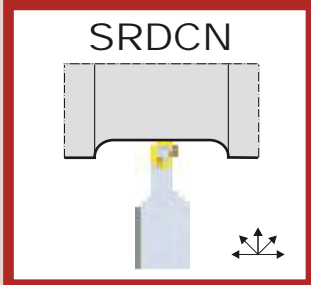



■ Código ■ Code ■ Código	■ Dimensão (mm) ■ Dimension ■ Dimensiones				■ Inserto ■ Insert ■ Plaqueta	■ Componentes ■ Components		■ Accesorios					
	h	b	l	f		■ Parafuso ■ Screw ■ Tornillo	■ Calço ■ Shim ■ Placa de Apoio	■ Prf. Calço ■ Shim Screw ■ Tnl. Placa de Apoio	■ Chave ■ Key ■ Llave				
SDJCR/L 1010 E07	10	10	70	12	 DC__07	 5513.020-03	 -	 -	 Torx T15				
SDJCR/L 1212 F07	12	12	80	16						 DC__11	 5513.020-01	 5322.263-02	 5512.090-01
SDJCR/L 1616 H07	16	16	100	20	 5513.020-01	 5322.263-02	 5512.090-01	 Torx T15					
SDJCR/L 2020 K07	20	20	125	25					 5513.020-01				
SDJCR/L 1616 H11	16	16	100	20	 5513.020-01	 5322.263-02	 5512.090-01	 Torx T15					
SDJCR/L 2020 K11	20	20	125	25					 5513.020-01	 5322.263-02	 5512.090-01	 Torx T15	
SDJCR/L 2525 M11	25	25	150	32									

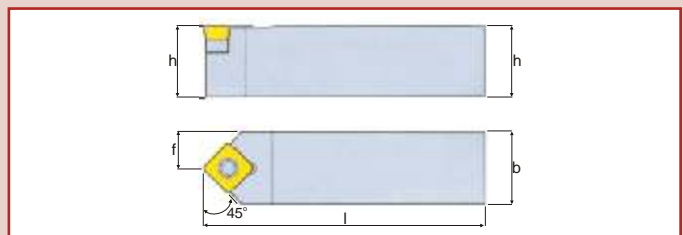
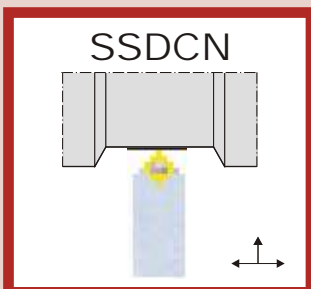
 Fixação por Parafuso





 Screw Clamp Type

 Sujeción por Tornillo



■ Código ■ Code ■ Código	■ Dimensão (mm) ■ Dimension ■ Dimensiones				■ Inserto ■ Insert ■ Plaqueta	■ Componentes ■ Components		■ Accesorios	
	h	b	l	f		■ Parafuso ■ Screw ■ Tornillo	■ Calço ■ Shim ■ Placa de Apoio	■ Prf. Calço ■ Shim Screw ■ Tnl. Placa de Apoio	■ Chave ■ Key ■ Llave
									
SRDCN 1010 E05	10	10	70	7,5	RC__05	5513.020-05	-	-	Torx T7
SRDCN 1212 F06	12	12	80	9	RC__06	5513.020-03	-	-	Torx T7
SRDCN 1616 H08	16	16	100	12	RC__08	5513.020-04	-	-	Torx T9
SRDCN 2020 K10	20	20	125	15	RC__10	5513.020-10	5322.110-01	5512.090-01	Torx T15
SRDCN 2525 M10	25	25	150	17,5					
SRDCN 2525 M12	25	25	150	18,5	RC__12	5513.020-01	5322.110-02	5512.090-01	Torx T15
SRDCN 3225 P12	32	25	170	18,5					
SRDCN 3225 P16	32	25	170	20,5	RC__16	5513.020-26	5322.110-03	5512.090-06	Torx T20
SRDCN 3232 P20	32	32	170	26	RC__20	5513.020-14	5322.110-04	5512.090-08	Torx T25



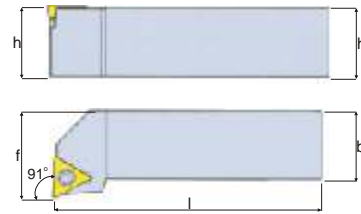
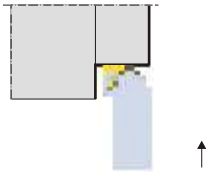
■ Código ■ Code ■ Código	■ Dimensão (mm) ■ Dimension ■ Dimensiones				■ Inserto ■ Insert ■ Plaqueta	■ Componentes ■ Components		■ Accesorios	
	h	b	l	f		■ Parafuso ■ Screw ■ Tornillo	■ Calço ■ Shim ■ Placa de Apoio	■ Prf. Calço ■ Shim Screw ■ Tnl. Placa de Apoio	■ Chave ■ Key ■ Llave
									
SSDCN 1212 F09	12	12	80	6	SC__09	5513.020-10	-	-	Torx T15
SSDCN 1616 H09	16	16	100	8		5513.020-01	5322.420-01	5512.090-01	Torx T15




 Fixação por Parafuso

 Screw Clamp Type

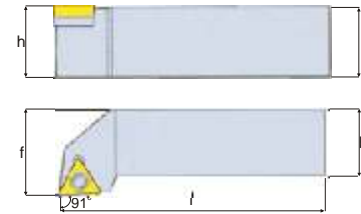
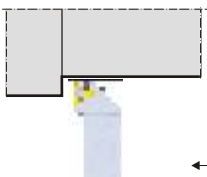
 Sujeción por Tornillo





STFCR



■ Código ■ Code ■ Código	■ Dimensão (mm) ■ Dimension ■ Dimensiones				■ Inserto ■ Insert ■ Plaqueta	■ Componentes ■ Components		■ Accesorios	
	h	b	l	f		■ Parafuso ■ Screw ■ Tornillo	■ Calço ■ Shim ■ Placa de Apoio	■ Prf. Calço ■ Shim Screw ■ Tnl. Placa de Apoio	■ Chave ■ Key ■ Llave
									
STFCR/L 1010 E09	10	10	70	12	TC__09	5513.020-05	-	-	Torx T7
STFCR/L 1212 F11	12	12	80	16	TC__11	5513.020-03	-	-	Torx T7
STFCR/L 1616 H11	16	16	100	20					
STFCR/L 2020 K11	20	20	125	25					
STFCR/L 1616 H16	16	16	100	20	TC__16	5513.020-01	5322.320-01	5512.090-01	Torx T15
STFCR/L 2020 K16	20	20	125	25					
STFCR/L 2525 M16	25	25	150	32					

STGCR



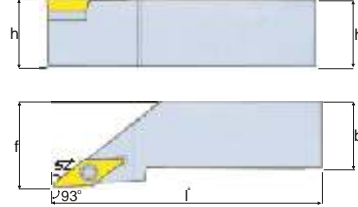
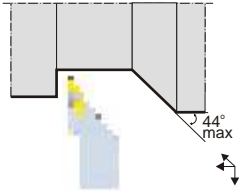
■ Código ■ Code ■ Código	■ Dimensão (mm) ■ Dimension ■ Dimensiones				■ Inserto ■ Insert ■ Plaqueta	■ Componentes ■ Components		■ Accesorios	
	h	b	l	f		■ Parafuso ■ Screw ■ Tornillo	■ Calço ■ Shim ■ Placa de Apoio	■ Prf. Calço ■ Shim Screw ■ Tnl. Placa de Apoio	■ Chave ■ Key ■ Llave
									
STGCR/L 0808 D09	08	08	60	10	TC__09	5513.020-05	-	-	Torx T7
STGCR/L 1010 E09	10	10	70	12	TC__11	5513.020-03	-	-	Torx T7
STGCR/L 1212 F11	12	12	80	16					
STGCR/L 1616 H11	16	16	100	20					
STGCR/L 1616 H16	16	16	100	20	TC__16	5513.020-01	5322.320-01	5680.090-01	Torx T15
STGCR/L 2020 K16	20	20	125	25					
STGCR/L 2525 M16	25	25	150	32					

 Fixação por Parafuso

 Screw Clamp Type

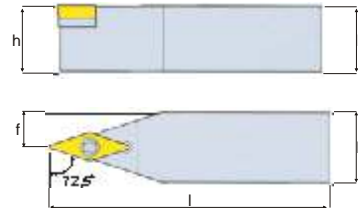
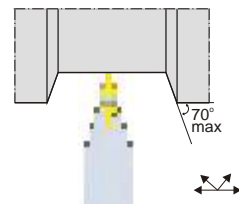
 Sujeción por Tornillo

SVJBR



■ Código ■ Code ■ Código	■ Dimensão (mm) ■ Dimension ■ Dimensiones				■ Inserto ■ Insert ■ Plaqueta 	■ Componentes ■ Components		■ Accesorios	
	h	b	l	f		■ Parafuso ■ Screw ■ Tornillo	■ Calço ■ Shim ■ Placa de Apoio	■ Prf. Calço ■ Shim Screw ■ Tnll. Placa de Apoio	■ Chave ■ Key ■ Llave
									
SVJBR/L 1212 F11	12	12	80	16	VC__11	5513.020-03	-	-	Torx T7
SVJBR/L 1616 H11	16	16	100	20					
SVJBR/L 2020 K11	20	20	125	25					
SVJBR/L 2525 M11	25	25	150	32					
SVJBR/L 2020 K16	20	20	125	25	VC__16	5513.020-01	5322.270-01	5512.090-01	Torx T15
SVJBR/L 2525 M16	25	25	150	32					
SVJBR/L 3225 P16	32	25	170	32					

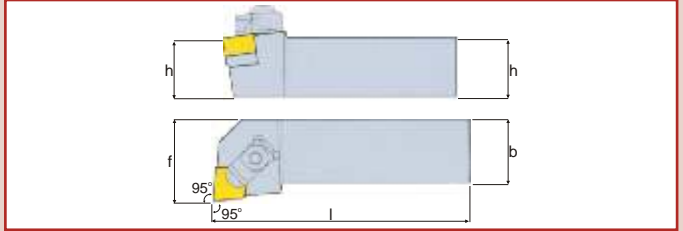
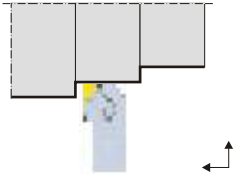
SVVBN



■ Código ■ Code ■ Código	■ Dimensão (mm) ■ Dimension ■ Dimensiones				■ Inserto ■ Insert ■ Plaqueta 	■ Componentes ■ Components		■ Accesorios	
	h	b	l	f		■ Parafuso ■ Screw ■ Tornillo	■ Calço ■ Shim ■ Placa de Apoio	■ Prf. Calço ■ Shim Screw ■ Tnll. Placa de Apoio	■ Chave ■ Key ■ Llave
									
SVVBN 1212 F11	12	12	80	6,3	VC__11	5513.020-03	-	-	Torx T7
SVVBN 1616 H11	16	16	100	8,3					
SVVBN 2020 K11	20	20	125	10,3					
SVVBN 2525 M11	25	25	150	12,8					
SVVBN 2020 K16	20	20	125	10,6	VC__16	5513.020-01	5322.270-01	5512.090-01	Torx T15
SVVBN 2525 M16	25	25	150	13,1					
SVVBN 3225 P16	32	25	170	13,1					

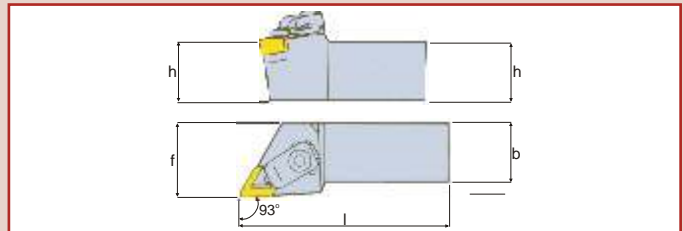
■ Fixação por Grampo / Cerâmica
 ■ Screw Clamp Type / Ceramic
 ■ Sujeción por Brida Superior / Cerámica

CCLNR



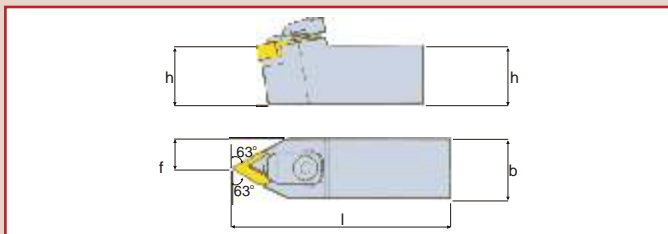
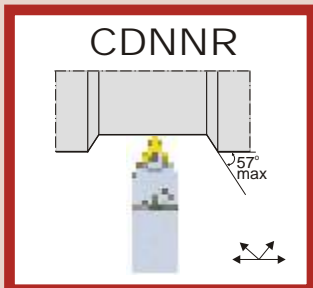
■ Código ■ Code ■ Código	■ Dimensão (mm) ■ Dimension ■ Dimensiones				■ Inserto ■ Insert ■ Plaquita	■ Componentes ■ Components		■ Accesorios			
	h	b	l	f		■ Grampo ■ Clamp Set ■ Jg de Brida	■ Chave ■ Key ■ Llave	■ Calço ■ Shim ■ Placa de Apoio	■ Prf. Calço ■ Shim Screw ■ Tnll. Plc. de Apoio	■ Pino ■ Pin ■ Pasador	■ Chave 2 ■ Key 2 ■ Llave 2
CCLNR/L 2525 M12	32	25	150	32	CNG__12	C125-01 N	Allen 4,0	WCN231	S013-02	P032-02	Allen 2,5
CCLNR/L 3225 P12	32	25	170	32		C125-02 N	Allen 4,0				
CCLNR/L 3225 P16	32	25	170	32	CNG__16	C125-02 N	Allen 4,0	WCN233	S013-03	P032-03	Allen 3,0

CDJNR

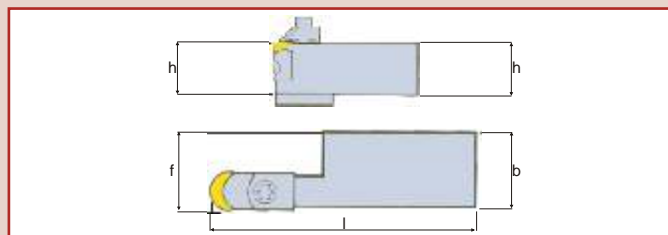
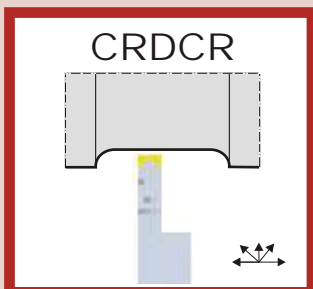


■ Código ■ Code ■ Código	■ Dimensão (mm) ■ Dimension ■ Dimensiones				■ Inserto ■ Insert ■ Plaquita	■ Componentes ■ Components		■ Accesorios			
	h	b	l	f		■ Grampo ■ Clamp Set ■ Jg de Brida	■ Chave ■ Key ■ Llave	■ Calço ■ Shim ■ Placa de Apoio	■ Prf. Calço ■ Shim Screw ■ Tnll. Plc. de Apoio	■ Pino ■ Pin ■ Pasador	■ Chave 2 ■ Key 2 ■ Llave 2
CDJNR/L 2525 M15	25	25	150	32	DNG__15	C125-02 R/L	Allen 4,0	WDN264	S013-02	P032-02	Allen 2,5
CDJNR/L 3225 P15	32	25	170	32							

■ Fixação por Grampo / Cerâmica
 ■ Screw Clamp Type / Ceramic
 ■ Sujeción por Brida Superior / Cerámica

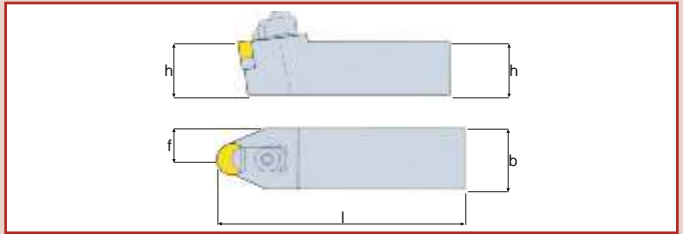
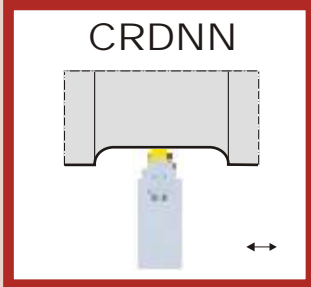


■ Código ■ Code ■ Código	■ Dimensão (mm) ■ Dimension ■ Dimensiones				■ Inserto ■ Insert ■ Plaquita	■ Componentes ■ Components		■ Accesorios			
	h	b	l	f	DNG__15	■ Grampo ■ Clamp Set ■ Jg de Brida	■ Chave ■ Key ■ Llave	■ Calço ■ Shim ■ Placa de Apoio	■ Prf. Calço ■ Shim Screw ■ Tnll. Ptc. de Apoio	■ Pino ■ Pin ■ Pasador	■ Chave 2 ■ Key 2 ■ Llave 2
CDNNR/L 3225 P15	32	25	170	13		C125-02R/L	Allen 4,0	WDN264	S013-02	P032-02	Allen 2,5

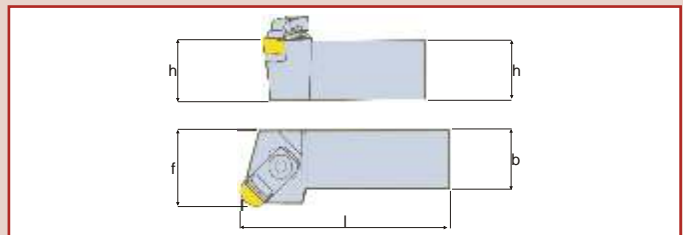
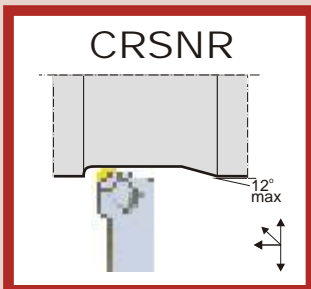


■ Código ■ Code ■ Código	■ Dimensão (mm) ■ Dimension ■ Dimensiones				■ Inserto ■ Insert ■ Plaquita	■ Componentes ■ Components		■ Accesorios			
	h	b	l	f	RCGX__09 RCGX__12	■ Grampo ■ Clamp Set ■ Jg de Brida	■ Parafuso ■ Screw ■ Tornillo	■ Chave ■ Key ■ Llave	■ Assento ■ Seat ■ Asiento	■ Prf. Assento ■ Seat Screw ■ Tnll. Asiento	■ Chave 2 ■ Key 2 ■ Llave 2
CRDCR/L 3225 P09	32	25	170	25,8		C100-01	S035-452	Allen 5,0	W065-01	S106-352	Torx T10
CRDCR/L 3225 P12	32	25	170	25,9		C100-02			W065-02	S105-453	Torx T25

■ Fixação por Grampo / Cerâmica
 ■ Screw Clamp Type / Ceramic
 ■ Sujeción por Brida Superior / Cerámica

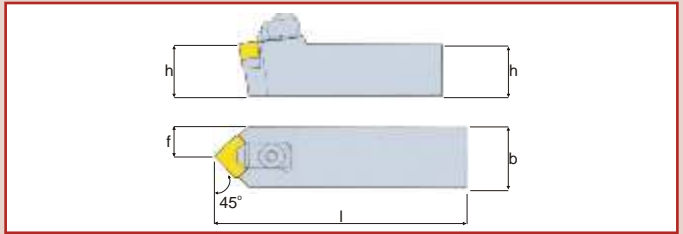
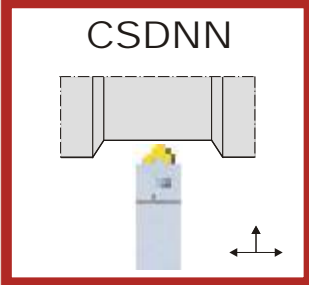









■ Código ■ Code ■ Código	■ Dimensão (mm) ■ Dimension ■ Dimensiones				■ Inserto ■ Insert ■ Plaqueta	■ Componentes ■ Components		■ Accesorios	
	h	b	l	f		■ Grampo ■ Clamp Set ■ Jg de Brida	■ Chave ■ Key ■ Llave	■ Calço ■ Shim ■ Placa de Apoio	■ Prf. Calço ■ Shim Screw ■ Tnll. Plc. de Apoio
CRDNN 2525 M09	25	25	150	17,3	RNG__09	C127-01N	Allen 4,0	WRN211	S100-206
CRDNN 2525 M12	25	25	150	18,8	RNG__12	C125-01N	Allen 4,0	WRN141	S013-02
CRDNN 3225 P12	32	25	170	18,8		C125-01N	Allen 4,0	WRN141	S013-02

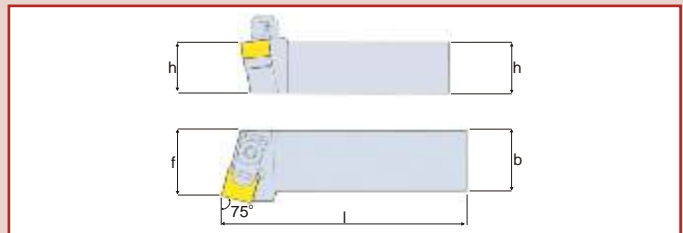
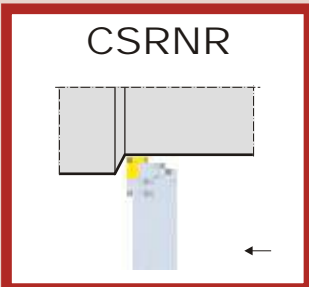









■ Código ■ Code ■ Código	■ Dimensão (mm) ■ Dimension ■ Dimensiones				■ Inserto ■ Insert ■ Plaqueta	■ Componentes ■ Components		■ Accesorios	
	h	b	l	f		■ Grampo ■ Clamp Set ■ Jg de Brida	■ Chave ■ Key ■ Llave	■ Calço ■ Shim ■ Placa de Apoio	■ Prf. Calço ■ Shim Screw ■ Tnll. Plc. de Apoio
CRSNR/L 2525 M09	25	25	150	32	RNG__09	C127-01N	Allen 4,0	WRN211	S100-206
CRSNR/L 2525 M12	25	25	150	32	RNG__12	C125-01N	Allen 4,0	WRN141	S013-02
CRSNR/L 3225 P12	32	25	170	32	RNG__12	C125-01N	Allen 4,0	WRN141	S013-02
CRSNR/L 3232 P15	32	32	170	40	RNG__15	C125-01N	Allen 4,0	WRN212	S100-206
CRSNR/L 3232 P19	32	32	170	40	RNG__19	C125-01N	Allen 4,0	WRN213	S100-257
CRSNR/L 5040 T25	50	40	300	50	RNG__25	C125-02N	Allen 4,0	WRN145	S013-03

■ Fixação por Grampo / Cerâmica
 ■ Screw Clamp Type / Ceramic
 ■ Sujeción por Brida Superior / Cerámica

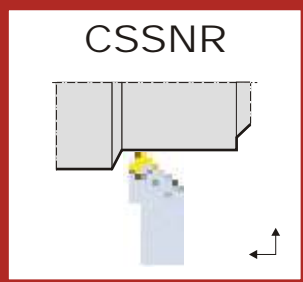


■ Código ■ Code ■ Código	■ Dimensão (mm) ■ Dimension ■ Dimensiones				■ Inserto ■ Insert ■ Plaquita	■ Grampo ■ Clamp Set ■ Jg de Brida	■ Chave ■ Key ■ Llave	■ Calço ■ Shim ■ Placa de Apoio	■ Prf. Calço ■ Shim Screw ■ Tnl. Plc. de Apoio	■ Pino ■ Pin ■ Pasador	■ Chave 2 ■ Key 2 ■ Llave 2
	h	b	l	f							
	h	b	l	f	SNG__	C	Allen	WSN	S	P	Allen
CSDNN 2525 M12	25	25	150	32	SNG__12	C125-02N	Allen 4,0	WSN 421	S013-02	P032-02	Allen 2,5
CSDNN 3225 P12	32	25	170	32							

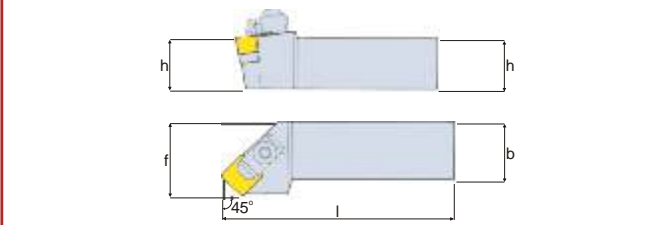









■ Código ■ Code ■ Código	■ Dimensão (mm) ■ Dimension ■ Dimensiones				■ Inserto ■ Insert ■ Plaquita	■ Grampo ■ Clamp Set ■ Jg de Brida	■ Chave ■ Key ■ Llave	■ Calço ■ Shim ■ Placa de Apoio	■ Prf. Calço ■ Shim Screw ■ Tnl. Plc. de Apoio	■ Pino ■ Pin ■ Pasador	■ Chave 2 ■ Key 2 ■ Llave 2
	h	b	l	f							
	h	b	l	f	SNG__	C	Allen	WSN	S	P	Allen
CSRNR/L 2525 M09	25	25	150	27	SNG__09	C127-01	Allen 4,0	WSN 221	S100-206	-	-
CSRNR/L 2525 M12	25	25	150	27	SNG__12	C125-01	Allen 4,0	WSN 421	S013-02	P032-02	Allen 2,5
CSRNR/L 3225 P12	32	25	170	27	SNG__12	C125-02	Allen 4,0	WSN 421	S013-02	P032-02	Allen 2,5
CSRNR/L 3225 P15	32	25	170	27	SNG__15	C125-02	Allen 4,0	WSN 423	S013-03	-	-
CSRNR/L 3232 P19	32	32	170	35	SNG__19	C125-02	Allen 4,0	WSN 222	S100-257	-	-

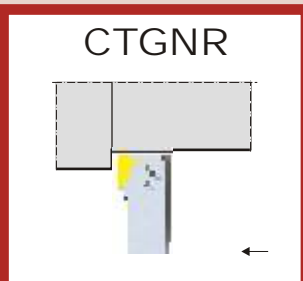
■ Fixação por Grampo / Cerâmica
 ■ Screw Clamp Type / Ceramic
 ■ Sujeción por Brida Superior / Cerámica



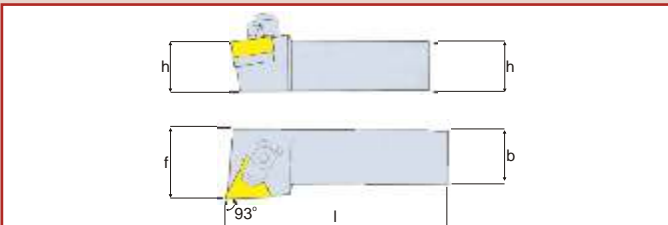
CSSNR










■ Código ■ Code ■ Código	■ Dimensão (mm) ■ Dimension ■ Dimensiones				■ Inserto ■ Insert ■ Plaqueta	■ Componentes ■ Clamp Set ■ Jg de Brida	■ Chave ■ Key ■ Llave	■ Calço ■ Shim ■ Placa de Apoio	■ Prf. Calço ■ Shim Screw ■ Tnll. Plc. de Apoio	■ Pino ■ Pin ■ Pasador	■ Chave 2 ■ Key 2 ■ Llave 2
	h	b	l	f							
	h	b	l	f							
CSSNR/L 2525 M12	25	25	150	32	SNG__12	C125-02N	Allen 4,0	WSN 421	S013-02	P032-02	Allen 2,5
CSSNR/L 3225 P12	32	25	170	32							



CTGNR



■ Código ■ Code ■ Código	■ Dimensão (mm) ■ Dimension ■ Dimensiones				■ Inserto ■ Insert ■ Plaqueta	■ Componentes ■ Clamp Set ■ Jg de Brida	■ Chave ■ Key ■ Llave	■ Calço ■ Shim ■ Placa de Apoio	■ Prf. Calço ■ Shim Screw ■ Tnll. Plc. de Apoio	■ Pino ■ Pin ■ Pasador	■ Chave 2 ■ Key 2 ■ Llave 2
	h	b	l	f							
	h	b	l	f							
CTGNR/L 2525 M11	25	25	150	32	TNG__11	C127-01N	Allen 4,0	WTN 221	S030-05	-	-
CTGNR/L 2525 M16	25	25	150	32	TNG__16	C127-01N	Allen 4,0	WTN 321	S013-01	P032-01	Allen 2,5
CTGNR/L 3225 P16	32	25	170	32		C127-01N	Allen 4,0	WTN 321	S013-01	P032-01	Allen 2,5
CTGNR/L 3232 P22	32	25	170	40	TNG__22	C127-01N	Allen 4,0	WTN 222	S013-02	9032-02	Allen 2,5

DHR_{XL}

Ferramentas Técnicas e Com. Ltda.

FERRAMENTAS DE CORTE E EQUIPAMENTOS

Fone: (41) 3022-1919

Fax: (41) 3275-0853

dhr.ferramentas@gmail.com
www.dhrferramentas.com.br